

Universal recessed luminaire - Silky matt MIRO® parabolic louvres - direct distribution

Sheet steel housing suitable for ceilings with visible T-rails, concealed symmetrical rail constructions and cut-out ceilings; Housing colour traffic white RAL 9016; Light distribution direct distribution by means of Silky matt MIRO® parabolic louvres of aluminium, reflectivity-enhanced, self-engaging, can be folded down on both sides. Suitable for VDU workstations, $65^\circ < 1000 \text{ cd/m}^2$ omnidirectional glare reduction in accordance with current DIN-EN 12464-1 standard, UGR (4H/8H) 15.8. Electrical connection via 3-pole connection terminal with plug-in contacts. UBB universal mounting brackets for concealed symmetrical rail constructions or recessed ceilings and SCT locking clips for ceilings with visible T rails: please order separately.

CHARACTERISTICS

Order number	76020404160
EAN number	4020863312863
Commodity code	94051190
Certification mark	IP 20, Protection class I, $\gamma 65^\circ < 1000 \text{ cd/m}^2$, ENEC10 VDE, F, Indoor, CE
Impact resistance (IK rating)	IK03
Ambient temperatur	ta 25°C
Warranty period	5 years
State funding programs	BEG - Federal funding for efficient buildings (valid only for Germany)

ELECTRICAL ENGINEERING

Controller	Electronic driver (1 pcs.)
System output	21W
Mains voltage	230V/50Hz
Energy efficiency class/light source	B

LIGHTING TECHNOLOGY

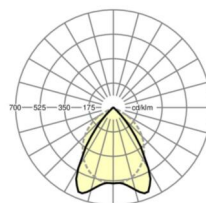
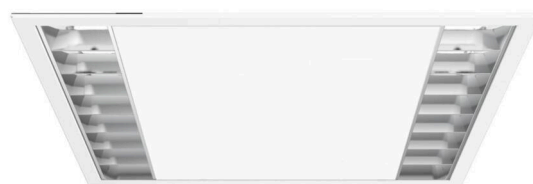
Placement	LED, Colour rendering/Light colour CRI \geq 80 / 4000K
Colour tolerance (MacAdam)	3SDCM
Nominal luminous flux	3185lm
LED service life	50000h L80/B10 (Tq 25°C)
Luminaire luminous efficiency	151lm/W
UGR lat./long.	10.6 / 15.8

MECHANICS

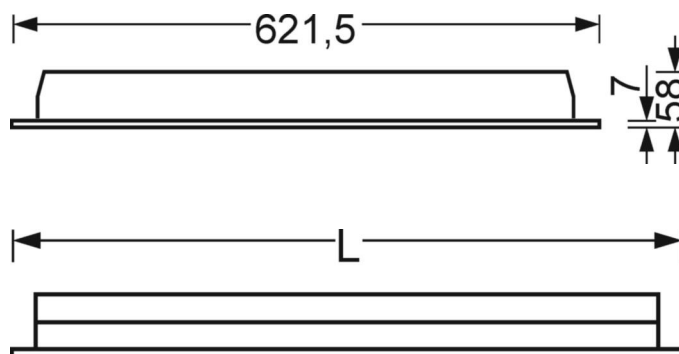
Housing colour	traffic white RAL 9016
Dimensions (LxWxDxH)	621.5mm x 621.5mm x 58mm
Depth	51mm
Ceiling system	Ceilings with visible T-rails [s-TS] (625x625 mm), Concealed symmetrical rail construction [VS] (625x625 mm), cut-out ceilings [AD]
Ceiling cut-out (LxW/D)	585mm x 585mm
Installation depth	120mm [AD]; 250mm [s-TS]; 140mm [s-TS] min; 120mm [VS]
Weight (net)	3.9kg
Type of installation	Recessed mounting, Ceiling installation individual mounting

DEEP-LINK

<https://www.regiolum.de/en/article/76020404160>



Reference	LED 3200lm 840
η_{LB}	100 %
$\Phi_{\downarrow/\uparrow}$	100 % / 0 %
UGR lat./long.	10.6 / 15.8
VDU	$65^\circ < 1000 \text{ cd/m}^2$



Dimensions

L	621.5 mm	Length
B	621.5 mm	Width
H	58 mm	Height
T	51 mm	Depth
DA(L)	585 mm	Cutting dimension length
DA(B)	585 mm	Cutting dimension width
Et(min)	140 mm	Ceiling distance minimum - minimum dimension (visible T-rail)
Et(AD)	120 mm	Ceiling distance minimum (cut-out ceiling)
Et(TS)	250 mm	Ceiling distance minimum - recommended (visible T-rail)
Et(VS)	120 mm	Ceiling distance minimum (concealed symmetrical)
MLTS1	625 mm	Module dimension length (visible T-rail)
MLTS_1/2	625	Module dimension length (visible T-rail) 1/2
MLVS	625 mm	Module dimension length (concealed symmetrical)
MBTS1	625 mm	Module dimension width (visible T-rail)
MBTS_1/2	625	Module dimension width (visible T-rail) 1/2
MBVS	625 mm	Module dimension width (concealed symmetrical)